



CoreLogic®

Realist® Flash Instruction Guide



Uninstalling Flash

If you enter Realist via your MLS system and get a message saying you need to install Adobe Flash, it means it is not installed or that it is incorrectly installed. In that case, check if Flash is installed and, if it is, uninstall it.

Depending on the version of Windows installed on your computer, the instructions and screens below may be slightly different. Nonetheless, please follow the sequence of steps below to check if Flash is installed and, as needed, to uninstall it.

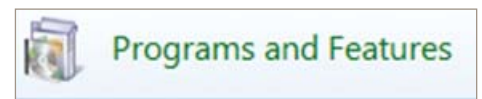
1. Click Start



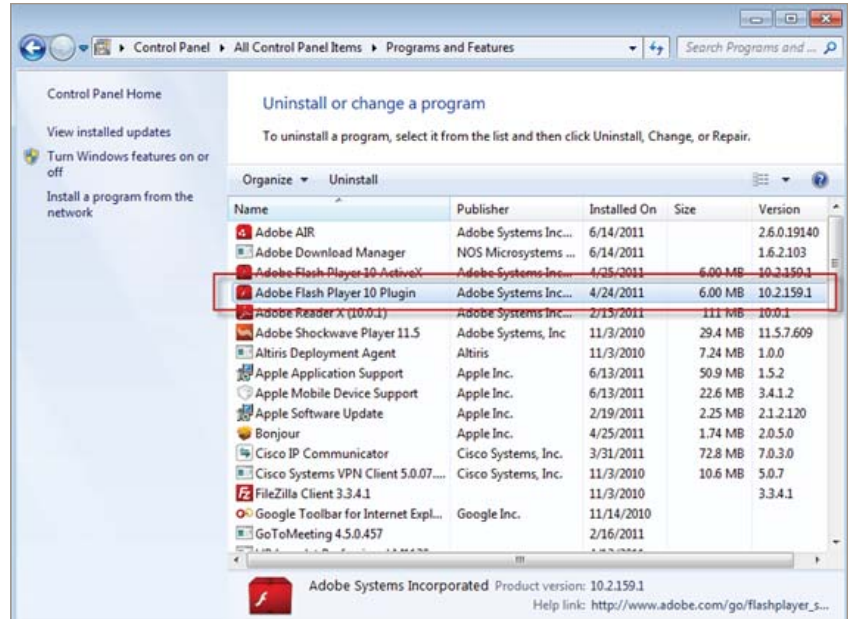
2. Click Control Panel on the panel below



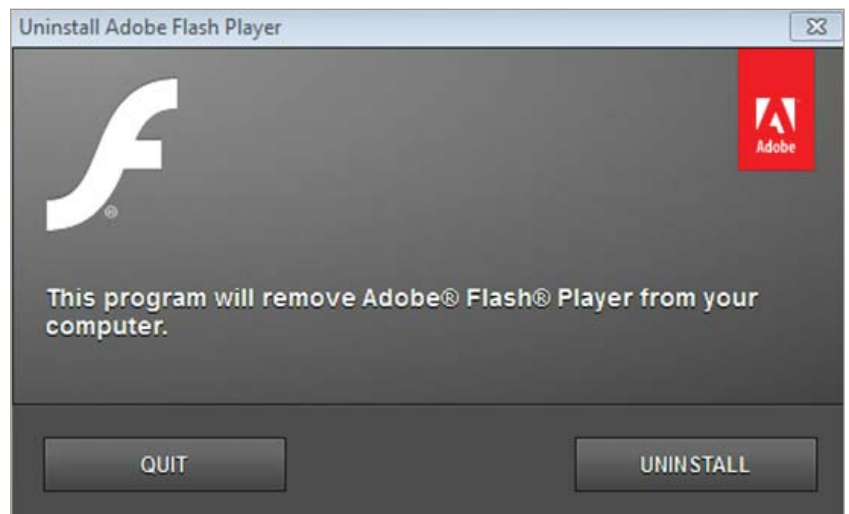
3. Click Programs and Features



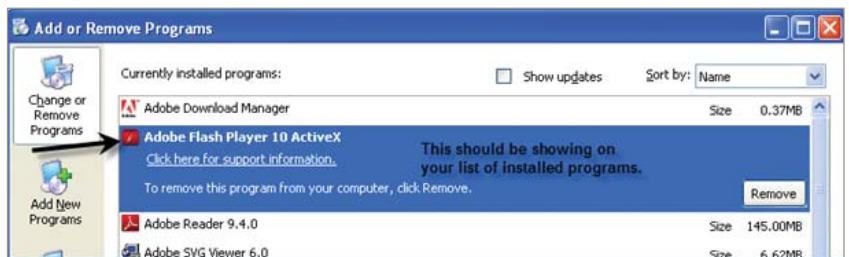
- Click Add or Remove Programs and Select Adobe Flash Player



- Click on Uninstall



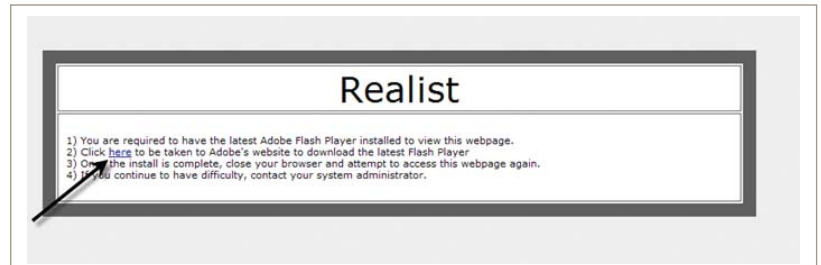
Please Note: Older versions of Windows may look like the screen below. Click the remove button to uninstall Flash.



Installing Flash

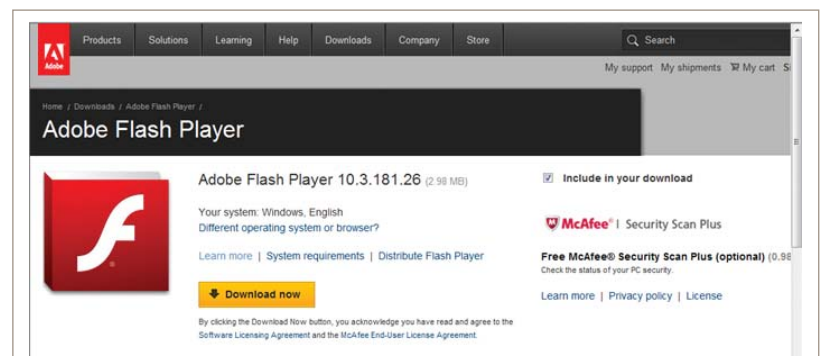
The first time you access the new version of Realist, you will receive the message below if Adobe Flash is not installed on your computer.

1. To begin installing Flash, access Realist and click the link below.

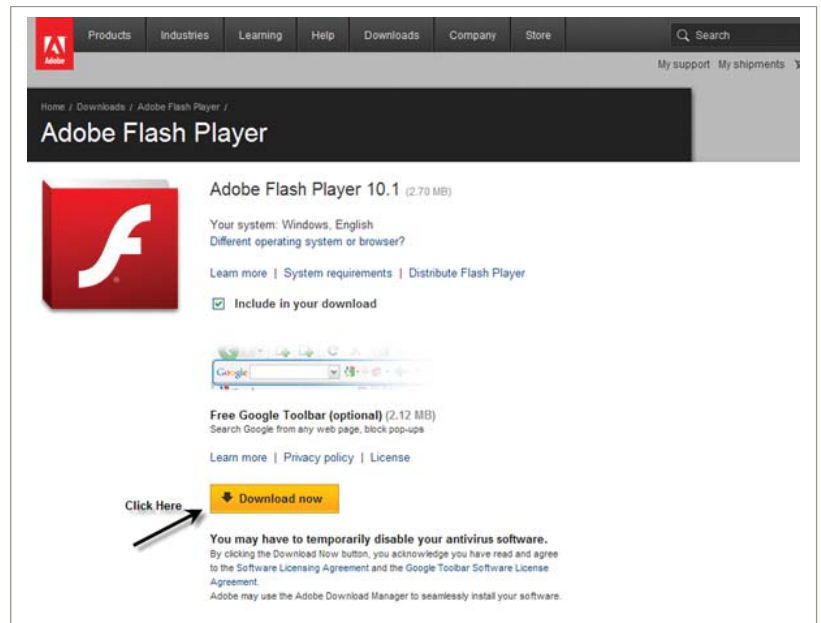


2. The link above directs your browser to a page from which you can safely download Adobe Flash. That page currently looks like this:

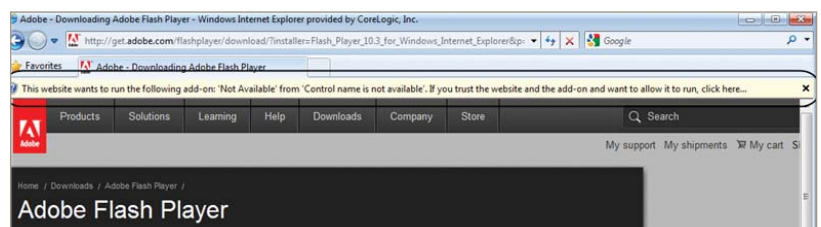
Please Note: If you wish to visit the page manually, go to: <http://get.adobe.com/flashplayer/>



3. Click "Download Now" to begin the installation.



4. A yellow warning will appear in the Information Bar top of the page. Click inside the Information Bar.



5. When the Security Warning below appears, click on Run.



6. When the Installation warning appears, click on Install.



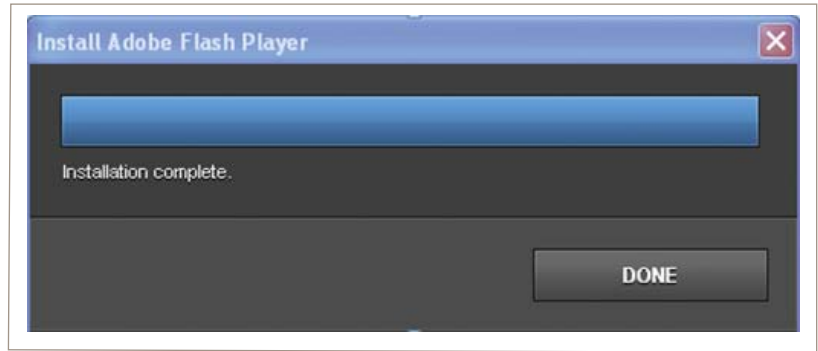
7. When the Installer appears, click on the check box to accept the license.



8. Click on Install to load the Flash player.



- Click Done when the installation is finished.



- Click the orange bar to close the Download Manager



- Close your browser, re-enter the MLS system, and then return to Realist. Realist will now open and operate using Adobe Flash.

FOR MORE INFORMATION PLEASE VISIT REALIST.COM

© 2011 CoreLogic

CORELOGIC and REALIST are registered trademarks of CoreLogic
All other trademarks are the property of their respective holders.

23-RLFLASH-0911-00



CoreLogic®

corelogic.com