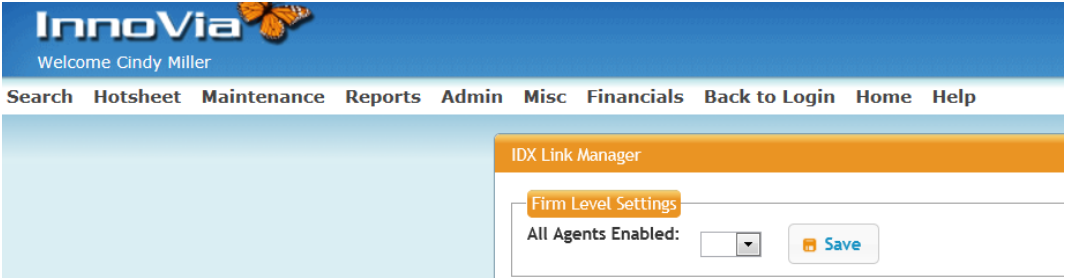


# INNOVIA IDX 4.0 LINK MANAGER

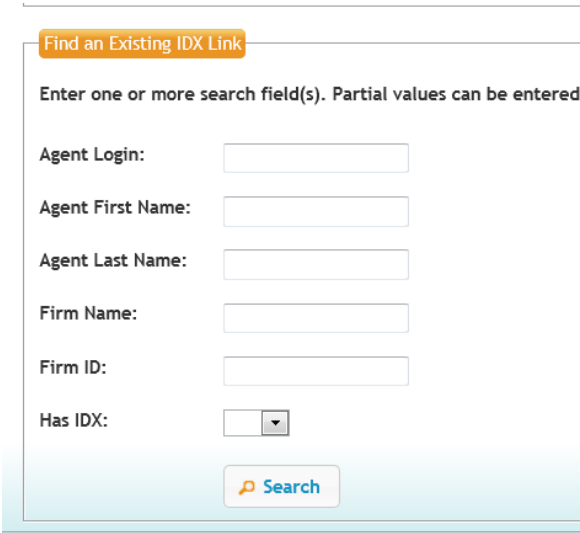
IDX Link settings are accessed under the “Maintenance” tab by selecting “IDX Link Manager”.

Broker may enable or disable for all agents in the firm by selecting “Yes” or “No” on the Firm level settings, then Save.

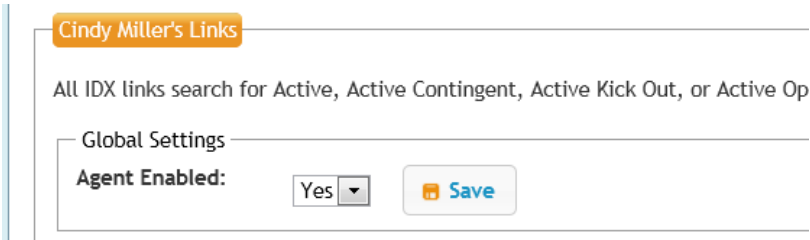


**For Brokers that have already approved IDX Links for some agents, this setting will default to “Yes”. For Brokers that have no previously approved IDX Links, this setting will default to “No”.**

The Broker may search for agents in their firm based on ID, name or find all enabled or all disabled:



And can then enable or disable that individual by selecting Yes or No:



An agent that has Links enabled will be able to customize the links and create links based on custom searches. The Innovia “Help” text has been updated with instructions for creating links in the IDX Link Manager.