

Wireless InnoVia 3.0

To access Wireless InnoVia, you will need have to your web-enabled cell phone or handheld device connected to the Internet. Once connected, open a web browser and type in the Wireless InnoVia web address m.ntreisinnovia.net

Do not use www. or http:// when typing in the web address. Type only m.ntreisinnovia.net

Wireless InnoVia works on Smart Phones, phones that run on a PDA operating system such as Windows Mobile, Palm, or BlackBerry. Phones using a web browser provided solely by your cellular service company may not be able to access Wireless InnoVia.

MarketLinx also offers a completely wireless solution, Wireless InnoVia. Wireless InnoVia gives you the ability to access online InnoVia from your "Smart Phone", or handheld wireless device. You can sign into Wireless InnoVia to pull up listings in real-time, up-to-the-minute displays. You can view the latest photos of the property, edit your listings, access your contacts, and more!

Wireless InnoVia may be available for your particular MLS. To find out more, or to obtain the Wireless InnoVia web address, contact the MLS office or MarketLinx.

Wireless InnoVia works on "Smart Phones", phones that run on a PDA operating system such as Windows Mobile, Palm, BlackBerry, or iPhone. Phones using a web browser provided solely by your cellular service company may not be able to access Wireless InnoVia.

For troubleshooting issues with a Treo from Cingular / AT&T [Click Here](#).

Accessing Wireless InnoVia

To access Wireless InnoVia, you will need have your handheld device connected to the Internet. Once connected, it's as simple as opening a web browser, and typing in your Wireless InnoVia web address, which can be obtained from your MLS Association Office. This will take you to the login page where you will enter your login ID and password (the same as your online InnoVia ID and password)

Once you have entered your ID and password, click or tap Log In.

Upon logging in to Wireless InnoVia, you will be taken to the Home page.

InnoVia
MLS System
Demo MLS

Login ID:
userid

Password:

Log In >>

Please make sure JavaScript and cookies are enable on your wireless device.

© 2009 MarketLinx, Inc.

From the Home page, you can access several areas:

- Property Search
- Hotsheet Search
- Contact Manager
- Edit My Listings
- Message Center
- Listing Cart



Demo MLS



© 2009 MarketLinx, Inc.

There will always be a **Home** button in the upper right corner to return to the Home page.



Property Search

From the **Property Search** page, you can search for listings in any property type, using some commonly used search fields like List Price, MLS Number, Street Name, Area, Subdivision, etc.

List Price: Enter the low value in the FROM field, and the high value in the TO field.

MLS Number: Enter one or more values separated by commas.

Street Name: Enter one street name or multiple street names separated by commas WITHOUT spaces.

Enter your criteria and click **Search** at the top or bottom.

There is also an option to **Save Criteria**. Use the **Get Criteria** button to retrieve your last saved search. You can only save one search at a time.



Select Search Criteria [Help & Tips](#)

Property Type:

Residential
H Houses

List Price:

From: To:

For exact price, simply use the FROM field.

Search Results

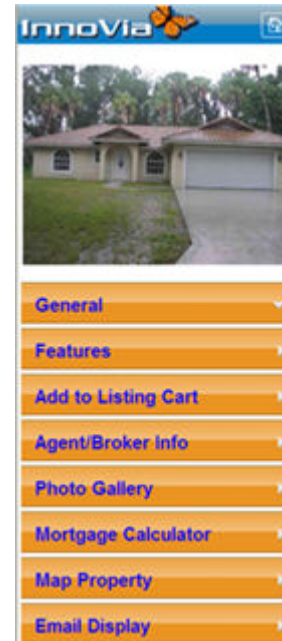
Onliner Display

Search Results load in a basic photo onliner display, Clicking the MLS Number or the Photo will take you to the Detail Display. Clicking the Address will take you to the map.

Detail Display

From the Detail Display, you will see the main property photo, with several sections below: (click to view any section)

- General - Basic listing data
- Features - Additional listing data, Coded Features, Remarks, etc.
- Add to Listing Cart - Add this listing to your online Listing Cart in InnoVia, accessible from Wireless or online InnoVia.
- Agent/Broker Info - List Agent or Office contact info. Phone numbers can be clicked to directly place a call on most smart phones.
- Photo Gallery
- Mortgage Calculator
- Map Property - view the map of this property
- Email Display - email this property to anyone. A list of your online prospects will be included as well.



Hotsheet Search

The Hotsheet Search allows you to search by Property Type, Status/Events (New, Back on Market, Expired, etc.), and by an Activity Date range, similar to the online Hotsheet search. Running the search and viewing the results works exactly the same as the Property Search above.

Contact Manager

From the Contact Manager, you can access your Prospects from online InnoVia or lookup Agent and Firm contact information.

My Prospects - Access your list of Prospects. Click a prospect's email address to open an email or text message from your phone. (your options will depend on your particular phone)

Lookup Prospect - Search for a particular prospect.

Lookup Agent - Search for an agent's contact info. Click the Phone Number link or the envelope icon to directly place a call or send an email to the agent.

Lookup Firm - Search for a particular firm.



Edit My Listings

From the Edit My Listings section, you have the ability to make several major listing maintenance changes, in real-time, directly from your phone.

Your Listing Inventory will be displayed in a basic photo oneliner. Click the *Edit* icon to make a change.

Choose from one of the available listing maintenance changes, including:

- Change Listing Price
- Extend Listing Contract
- Place Pending/Contingency Contract
- Schedule an Open House (if available)
- Withdraw Listing From the Market (options may vary by MLS)

Be sure to save any changes you make by clicking the **Save** button at the bottom of the page.



InnoVia

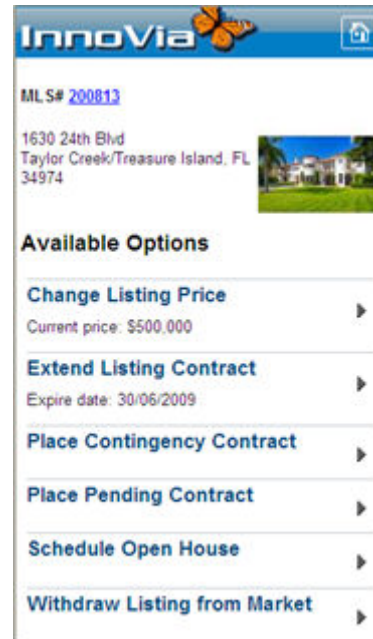
MLS# 200813

Change Listing Price

Current price: \$500,000

New Price:
490000

Save Cancel



InnoVia

MLS# 200813

1630 24th Blvd
Taylor Creek/Treasure Island, FL
34974

Available Options

- Change Listing Price
Current price: \$500,000
- Extend Listing Contract
Expire date: 30/06/2009
- Place Contingency Contract
- Place Pending Contract
- Schedule Open House
- Withdraw Listing from Market

Message Center

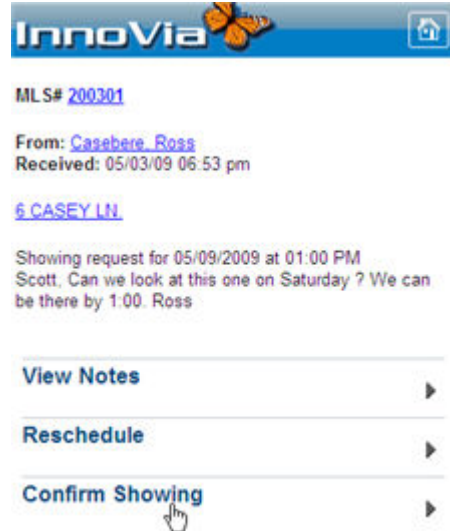
From the Message Center, you can access your Incoming Prospect Messages, Upcoming Prospect Showings, the Bulletin Board, and the Board News sections.

Incoming Prospect Messages - these are the same messages that you receive in Prospect Manager in InnoVia. Click the *Date and Time* link to access more info on the messages. There will also be a link to any previous notes, "View Notes", which are color coded by *Your Comments*, *Prospect Comments*, and *System Comments*. If the message is a Showing Request, there will also be links to Reschedule or Confirm the showing.

Upcoming Prospect Showings - this is the same showing calendar from Prospect Manager in InnoVia. They are color coded by status, and clicking on the Date and Time link will give you more details and links to Cancel or Reschedule a showing.

Bulletin Board - the same bulletin messages in InnoVia, posted by other agents.

Board News - the same board news messages in InnoVia, posted by the association or MarketLinx.



InnoVia

MLS# [200301](#)

From: [Casebere, Ross](#)
Received: 05/03/09 06:53 pm

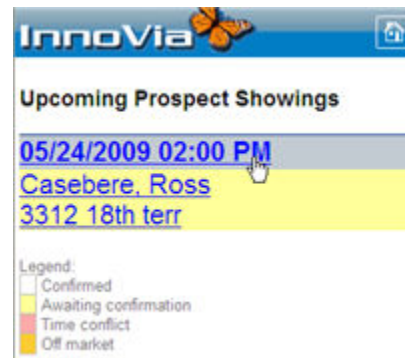
[6 CASEY LN](#)

Showing request for 05/09/2009 at 01:00 PM
Scott, Can we look at this one on Saturday ? We can be there by 1:00. Ross

[View Notes](#) ▶

[Reschedule](#) ▶

[Confirm Showing](#) ▶



InnoVia

Upcoming Prospect Showings

| |
|-------------------------------------|
| 05/24/2009 02:00 PM |
| Casebere, Ross |
| 3312 18th terr |

Legend:
Confirmed
Awaiting confirmation
Time conflict
Off market

Listing Cart

The Listing Cart section gives you access to the listings that you have placed in your "My Listing Cart" from online InnoVia. You can also place listings into your Listing Cart from Wireless InnoVia from each listing's detail display, as described above in the Property Search section.